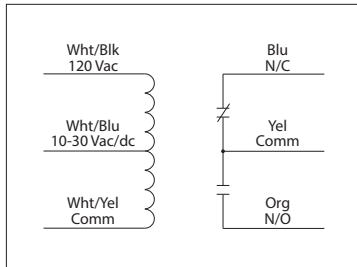


## 10 AMP PILOT CONTROL RELAYS


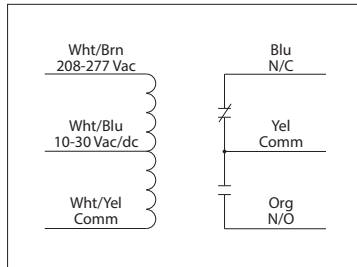
### RIBU1C

Enclosed Relay 10 Amp SPDT with  
10-30 Vac/dc/**120 Vac Coil**



### RIBH1C

Enclosed Relay 10 Amp SPDT with  
10-30 Vac/dc/**208-277 Vac Coil**



**RIBU1C-RD**  
**RIBH1C-RD**  
• Red housing

**RIBU1C-N4**  
**RIBH1C-N4**  
• NEMA 4X housing,  
UL508 only

RELAYS

## SPECIFICATIONS

**# Relays & Contact Type:** One (1) SPDT Continuous Duty Coil  
**Expected Relay Life:** 10 million cycles minimum mechanical  
**Operating Temperature:** -30 to 140° F  
**Humidity Range:** 5 to 95% (noncondensing)  
**Operate Time:** 20ms  
**Relay Status:** LED On = Activated  
**Dimensions:** 1.70" x 2.80" x 1.50" with .50" NPT nipple  
**Wires:** 16", 600V Rated  
**Approvals:** UL Listed, UL916, UL864, C-UL California State Fire Marshal  
**Housing Rating:** UL Accepted for Use in Plenum, NEMA 1  
**Gold Flash:** Yes  
**Override Switch:** No

**Contact Ratings:**  
 10 Amp Resistive @ 277 Vac  
 10 Amp Resistive @ 28 Vdc  
 480 VA Pilot Duty @ 240-277 Vac  
 480 VA Ballast @ 277 Vac  
*Not rated for Electronic Ballast*  
 240 Watt Tungsten @ 120 Vac (N/O)  
 1/3 HP @ 120-240 Vac (N/O)  
 1/6 HP @ 120-240 Vac (N/C)  
 1/4 HP @ 277 Vac (N/O)  
 1/8 HP @ 277 Vac (N/C)

**Coil Current:**

33 mA @ 10 Vac	13 mA @ 10 Vdc
35 mA @ 12 Vac	15 mA @ 12 Vdc
46 mA @ 24 Vac	18 mA @ 24 Vdc
55 mA @ 30 Vac	20 mA @ 30 Vdc
28 mA @ 120 Vac (RIBU1C)	
39 mA @ 208-277 Vac (RIBH1C)	

**Coil Voltage Input:**  
 10-30 Vac/dc ; 120 Vac ; 50-60 Hz (RIBU1C)  
 10-30 Vac/dc ; 208-277 Vac ; 50-60 Hz (RIBH1C)  
 Drop Out = 2.1 Vac / 2.8 Vdc  
 Pull In = 9 Vac / 10 Vdc